






## Call Waiting

### Call Waiting Instructions


-  When you're on the phone, a "beep" tells you a second call is waiting. Only you can hear this tone.
-  If you don't answer the second call within ten seconds, another "beep" reminds you of the call.

**Note:** The second caller hears only the normal ringing tone.

#### To answer the second call:

-  Press the handset button (switchhook) for about one second, and then release it to place your first call on hold. You're automatically connected with the second caller.

#### To alternate between calls:

-  Press the handset button (switchhook) for about one second, and then release it to switch to the other call.

**Note:** Each of your conversations is private and cannot be heard by the other caller.

If you end your conversation with the first caller and unintentionally hang up on the second caller:

© 2003 D&E Communications, Inc. All rights reserved. The D&E ball logo and all products or services denoted with a (tm) or ® are trademarks of D&E Communications, Inc. or its affiliates.