



Call Forwarding/ No Answer/Busy Line


Call Forwarding No Answer/Busy Line Instructions

To activate Call Forwarding/No Answer:

1. Pick up the handset, and listen for the dial tone.

2.  Press *92.



3. Again, listen for the dial tone.

4.  Press or dial the number to which you want your calls forwarded.

5. When someone answers the "forward to" number, Call Forwarding/No Answer will be activated. (If no one answers at the forwarding number or if the line is busy, hang up, and repeat steps 1 through 4. You will hear confirmation "beeps" indicating that your Call Forwarding/No Answer has been activated.)





To deactivate Call Forwarding/No Answer:

1. Pick up the handset, and listen for the dial tone.
2.  Press *93.
3.  Listen for the confirmation "beeps," indicating that Call Forwarding/No Answer is no longer activated and that calls will no longer be forwarded after three or four rings.

How to use Call Forwarding/Busy Line:

To activate Call Forwarding/Busy Line:


1. Pick up the handset, and listen for the dial tone.
2.  Press *90.
3. Again, listen for the dial tone.
4.  Press or dial the number to which you want your calls forwarded.
5. When someone answers the "forward to" number, Call Forwarding/Busy Line will be activated. (If no one answers at the forwarding number or if the line is busy, hang up, and repeat steps 1 through 4. You will hear confirmation "beeps" indicating that your Call Forwarding/Busy Line has been activated.)



To deactivate Call Forwarding/Busy Line:

1. Pick up the handset, and listen for the dial tone.

2.    Press *91.

3.  Listen for the confirmation "beeps," indicating that Call Forwarding/Busy Line is no longer activated and that calls will no longer be forwarded if your line is busy.

Note: To have your calls forwarded under both circumstances, follow the activation steps for both Call Forwarding/No Answer and Call Forwarding/Busy Line.

© 2003 D&E Communications, Inc. All rights reserved. The D&E ball logo and all products or services denoted with a (tm) or ® are trademarks of D&E Communications, Inc. or its affiliates.