





Repeat Call *66

Talking Return Call Instructions


1. Lift the handset and listen for a normal dial tone.

2.  Press *66 on a touchtone phone, or dial 1166 on a rotary phone.

3. If the line is still busy, hang up. Your phone will check the number for up to 30 minutes.

4.  A special callback ring alerts you if the line becomes free.
5. Lift the handset to automatically place the call.

To cancel your Repeat Call request:

1.  Press *86 on a touchtone phone, or dial 1186 on a rotary phone.

2. Listen for the confirmation tone or announcement.

Hang up.



Notes:

- To restart the 30 minute clock, repeat steps 1-3 under "How to use."
- Repeat Call *66 does not work with toll free (800, 877 or 888) or 900 numbers, or on lines where Call Forward and some other call services have been activated.

© 2003 D&E Communications, Inc. All rights reserved. The D&E ball logo and all products or services denoted with a (tm) or ® are trademarks of D&E Communications, Inc. or its affiliates.